

Royal Ambassador Puppet

Materials Needed:


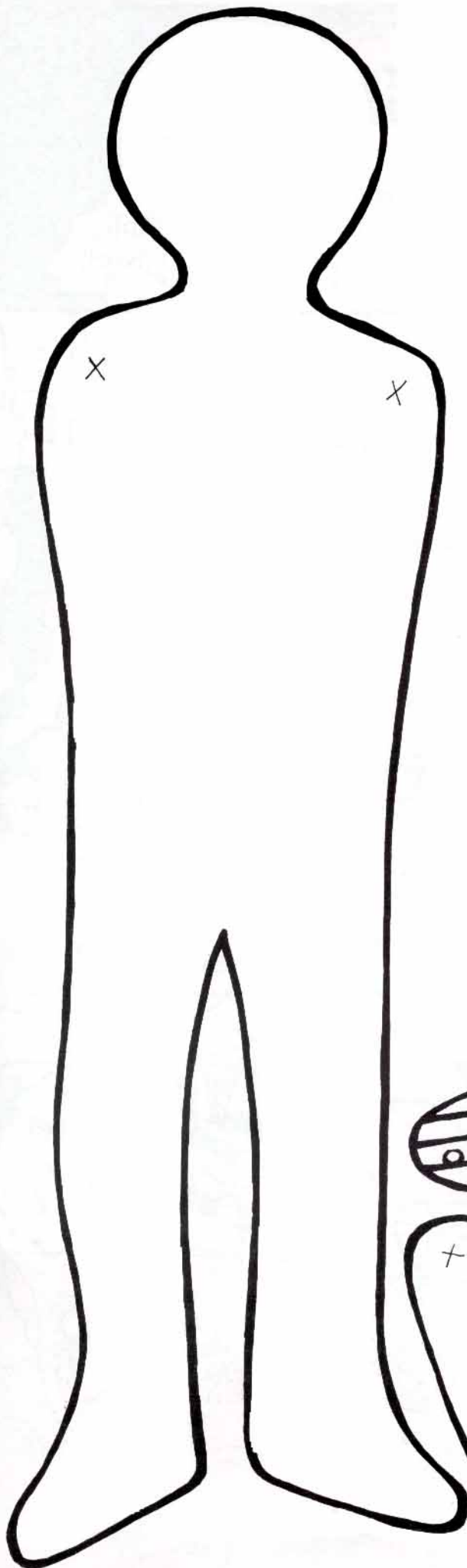
- card stock paper or poster board
- markers
- paper fasteners

Directions:


1. Print out this paper on card stock or glue this page to cardboard.
2. Join the X's with paper fasteners at the shoulders and elbows. Bend back the ends of the fasteners.
3. Draw the face and clothes. Color the RA Puppet. (Will he wear an RA t-shirt?)

Ideas:

- Drama: Use the puppets to demonstrate ways to share the love of Christ with others.
- On the back of the puppet, make an invitation for a friend to come to RAs. (date, time, location, etc.)



If you like this fun activity, you'll love the activities in Lad and Crusader Magazine!



Lad Magazine

Essential companion magazine for *Lad Leader*. Use with Royal Ambassadors in grades 1-3 to teach on-mission skills through stories and activities.

\$1.29 per monthly issue


To order: call 1 866 407-NAMB (6262).

Lad Leader

Lad magazine with a 16-page insert with four meeting plans for leading the Classic Method of RAs.

\$1.52 per monthly issue

To order: call 1 866 407-NAMB (6262).



Crusader Magazine

Essential companion magazine for *Crusader Leader*. Use with RAs in grades 4-6 to teach on-mission skills through stories and activities.

\$1.29 per monthly issue

To order: call 1 866 407-NAMB (6262)

Crusader Leader

Crusader magazine with a 16-page insert with four meeting plans for leading the Classic Method of RAs.

\$1.52 per monthly issue

To order: call 1 866 407-NAMB (6262)